




# Level Design Document Multiverse Experience The Sandbox

# Summary

Summary .....	2
Overview.....	3
LD Stone Age .....	4
Main Quest.....	4
LD Stone Age .....	5
Ancestor Quest.....	5
LD Stone Age .....	6
Secondary Quest.....	6
LD Egypt Age.....	7
Main Quest.....	7
LD Egypt Age.....	8
Ancestor Quest.....	8
LD Egypt Age.....	9
Secondary Quest.....	9
LD Middle Age .....	10
Main Quest.....	10
LD Middle Age .....	11
Ancestor Quest.....	11
LD Middle Age .....	12
Secondary Quest.....	12
LD Pirate Age .....	13
Main Quest.....	13
LD Pirate Age .....	14
Ancestor Quest.....	14
LD Pirate Age .....	15
Secondary Quest.....	15

# Overview



Key elements :

- Level design 4 in 1
- One common base
- Evolving environnement
- Volcano activated in Stone and Pirate age

Time machine

# LD Stone Age

## Main Quest



Key elements :

- Active volcano
- Running through the level by cooperating on the parcour
- Cooperate to create some staire and help other player.
- When arriving to the Dino Nest player have to sneak to steal the artifact from the nest.


Cooperative Area

Dino Nest

Dino Guards

# LD Stone Age

## Ancestor Quest



Key elements :

- Our ancestor is eating raw marshmallow
- After a small dialogue we ask him if he ever tasted it when cooked
- The ancestor is intrigued and really want to tast it but he have no fire to try
- Player will have to collect pieces to creat fire (like it happen in true historie) to cook marshmallow

Campfire Location

Flint

Wood

# LD Stone Age


## Secondary Quest



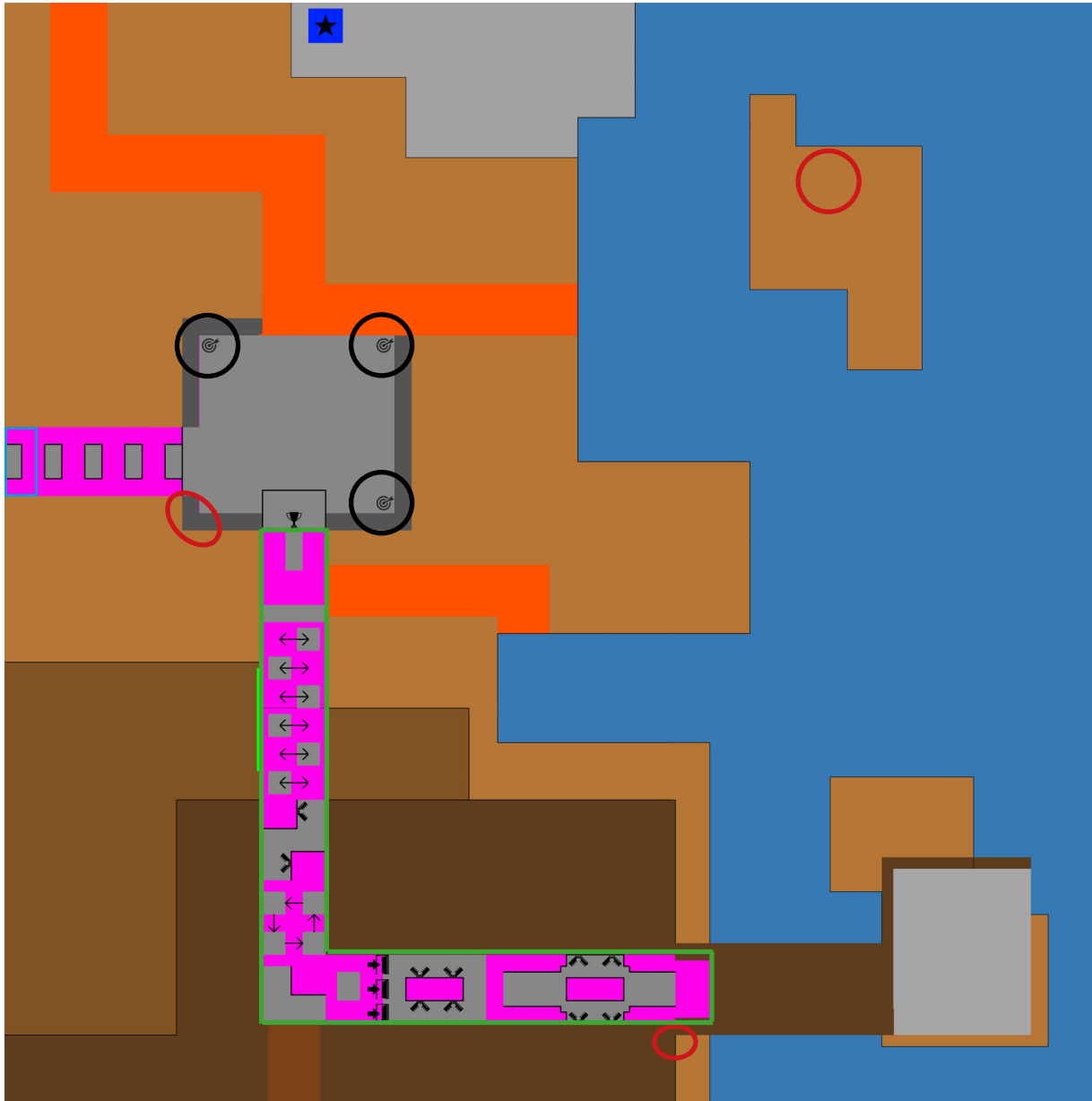
Key elements :

- Nibble Nom is in the nest and the big dinosaur is keeping him.
- Sneak and order Roto to lift Nibble Nom from the nest.

Interact with Roto and order him to rescue Nibble Nom



### Main Quest



Key elements :

- Sleeping volcano
- Access the temple by the canyon at west of the map
- Help Egyptian to build Sobek Temple
- 3 Healing artifact
- When artifacts are placed, it open the room of the spare part for the time machine.
- When taken, exit the temple by the agility path and place the spare part in the time machine.

### Emplacement to put the artifacts


## Emplacement of the artifacts

## Agility path

Canyon west

# LD Egypt Age

*Ancestor Quest*



Key elements :

- Help Otis with the creation of parchment
- Gather plant and avoid crocodiles
- Bring the plant back to the temple
- Follow the recipes in the right order
- If failed the player need to go and gather another plant.
- The recipe is located in the agility path.

Plant location

Egyptian temple

Recipes location



# LD Egypt Age

## Secondary Quest

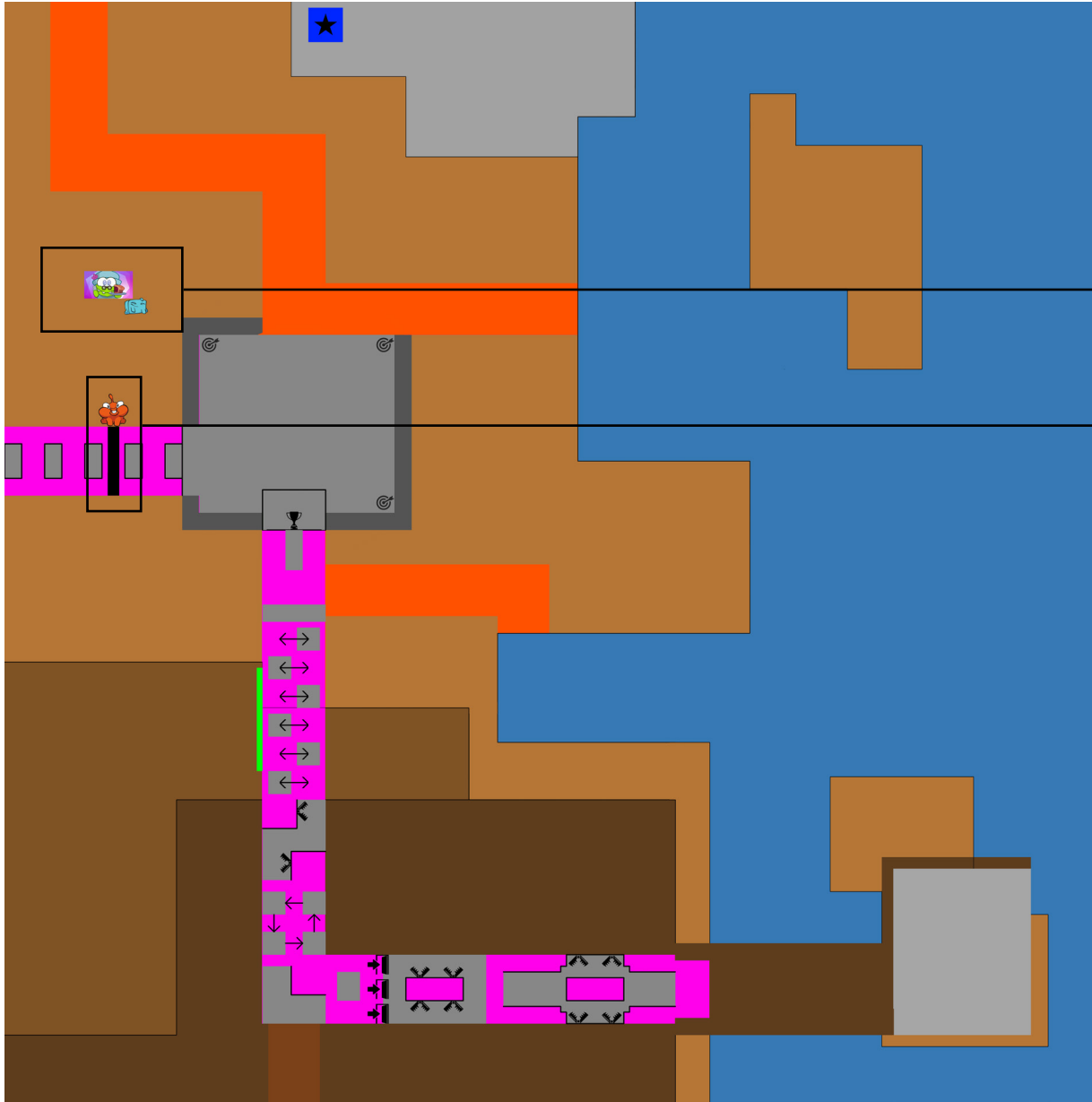


Key elements :


- Grandma Nom has fall into a dune hole
- Use Lick to cross the canyon
- Use Blue to help Grandma to get out.

Interact with Blue to creat a stair and res-  
cus Grandma Nom.

Interact with Lick to creat a bridge



### Main Quest



Key elements :

- Sleeping volcano
- Access the temple by the canyon at west of the map
- Help Knights to kill the dragon
- 3 Healing artifact that can be destroy to ease the fight
- When dragon is defeated, it loot the spare piece for the time machine
- Exit the volcano using the elevator

## Dragon

## Healing artifact

## Elevator

# LD Middle Age


## *Ancestor Quest*



Key elements :


- Shooting skills and Timming
- Use the right canon to shoot the target
- Player can turn canon between 2 positions
- He can shoot a bullet with the canon
- When the target is hitten the mission is completed

Canon
Target



# LD Middle Age

## Secondary Quest



Key elements :

- Sleeping volcano
- Om Nelle is lost and can't come back by her own
- Use Lick to create a bridge with his tongue and rescue Om Nelle

Om Nelle

Lick


# LD Pirate Age

## Main Quest



Key elements :

- 3 treasures map are located in the land.
- Each of them give the location of 1 treasure.
- The artifact for the time machine is divided between those 3 treasures.
- Maps are quite imprecise.
- When collected, player have to reforge the artifact befor repairing the time machine.




Maps

Treasures

# LD Pirate Age

## Ancestor Quest



Key elements :

- The ancestor have lost his parrot.
- the player have to escort the parrot back to the ship.
- The player have to be careful their is multi-ple threats along the road.

Parrot

Enemis Spawner


# LD Pirate Age

## Secondary Quest



Key elements :

- Om Nom is prisonner from the pirates.
- Interact with Boo to scared the pirates and free Om Nom



Interact with Boo to lauch him on the boat.  
Boo will scared the pirate.